

Another Way To Realize Maxell's Demon

A Non-uniform Magnetic Field Provides a One-way Channel for Thermal Electrons

Xinyong Fu, Zitao Fu, Shanghai Jiao Tong University, September 13, 2005

Room 302, No. 7, Lane 24, South Yili Road, Shanghai 201103, P. R. China

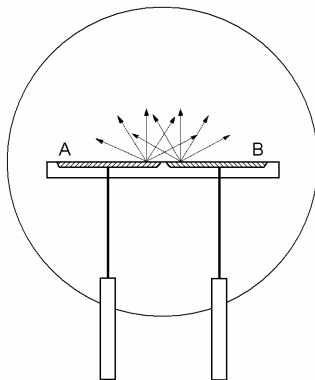
xyfu@sjtu.edu.cn

Abstract

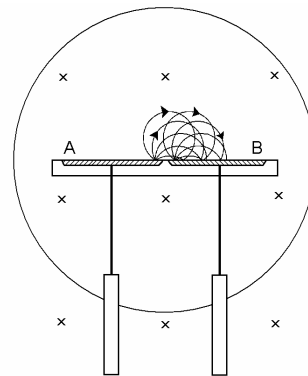
This is another approach to realize Maxwell's demon hypothesis. Two Ag-O-Cs thermal electron ejectors, A and B, are settled in a vacuum tube. A non-uniform magnetic field exerted on the tube provides a one-way channel for the thermal electrons. Ejector A, losing electrons, charges positively, while ejector B, getting electrons, charges negatively, resulting in an electric voltage. In flying from A to B, the speed of the electrons decreases, and part of their thermal kinetic energy converts into electric potential energy. Thus, the temperature of the whole electron tube drops down slightly, and that can be compensated by the heat attracted from the ambient air. The device can provide a small but macroscopic power to an external load, violating Kelvin's statement of the second law.

Text

In a long time past, one of the authors of this paper has designed and executed successfully an experiment in which thermal electrons ejected by two ejectors are so controlled by a uniform magnetic field that they can fly only from one ejector to the other, as shown in Fig. 1, and part of the thermal kinetic energy of the transiting electrons converts into electric potential energy⁽¹⁾⁽²⁾. The event converts all the heat attracted by the vacuum tube from the ambient air, which is at a single and stable room temperature, into electric energy, without producing any other effect. It violates Kelvin's statement of the second law of thermodynamics, realizing the famous "demon" hypothesis put forward by James Clerk Maxwell in 1871⁽³⁾⁽⁴⁾.



(a) The motion of thermal electrons when there is no magnetic field



(b) A uniform magnetic field controls the motion of thermal electrons

Fig.1 Maxwell's demon (a uniform magnetic field) controls thermal electrons' motion.

Recently, the authors have found another method to realize the famous hypothesis. A non-uniform magnetic field can provide a one-way channel for thermal electrons ejected by two ejectors, playing the role of a Maxwell's demon. The two methods are of different approaches but equally satisfactory results. The idea and mechanism of the new method is as follows.

Two identical plate-like thermal electron ejectors A and B are settled in a vacuum tube, as shown in Fig.2. The ejectors are parallel and toward each other. It is rather good to choose Ag-O-Cs photoelectric cathodes or some analogous material to be the ejectors, as they eject thermal electrons with certain intensity even at room temperature⁽⁵⁾. With such ejectors, we can let the whole device work at a single room temperature to get a simple and ideal situation, in other words, to approach an ideal model for the test. A static non-uniform magnetic field is applied to the vacuum tube, with a magnetic induction weakening gradually from left to right.

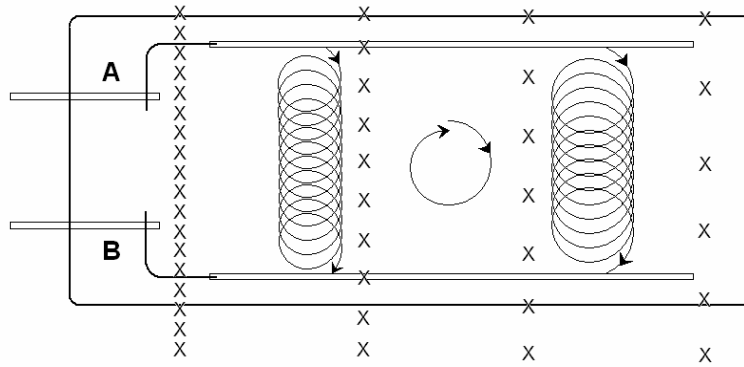


Fig.2 The structure of the new vacuum electronic tube; the distribution of non-uniform magnetic field; and the cycling motion of thermal electrons.

First, we analyze how an electron, which moves at a certain speed, cycles in such a non-uniform magnetic field. Suppose the electron starts its motion with a rightward velocity. A trace of a whole-cycle of the electron is shown in the central part of the tube in Fig. 2. For convenience of analysis, imagine separating the whole-cycle into two halves, the right half and the left half. For the right half, the average magnetic field is weaker, so its average radius of curvature is bigger, and hence the “diameter” of this half is longer. Contrary, for the left half, the average magnetic field is more intense, so its average radius of curvature is smaller, and hence the “diameter” of this half is shorter. Therefore, in a whole-cycle, the electron drifts downward a small displacement δ , which equals the difference between the two “diameters”. The stronger the magnetic gradient is, the greater the displacement δ . After the first whole-cycle, the electron continues to cycle repeatedly, drifting downward cycle by cycle until it meets ejector B and gets absorbed. (The situation is rather similar to an electron's cycloid motion in a magneto-electric orthogonal field.)

Now let's look at whether an electron ejected by A or by B will return back to its original

ejector directly, or will it cycle away from its original ejector toward the other ejector.

We first check up on the motions of thermal electrons ejected by A, the top ejector. Fig. 3 shows five electrons ejected by A at a point O in five different directions.

An electron ejected by A in the direction of OA_1 (rightward), moves firstly along a whole-cycle trace, namely, arc OSA'_1 , as shown in Fig. 4(a). Its initial velocity is rightward, and after a whole-cycle, its velocity becomes rightward again. In the duration, the electron drifts down a displacement δ . So, it does not return back to A. Instead, after passing a new top point A'_1 , it starts the second cycle, then the third cycle, and so on, and moves downward cycle by cycle until it touches the other ejector B and gets absorbed.

An electron ejected by A in the direction of OA_2 moves along arc OSA'_2 , as shown in Fig. 4(b). It returns back finally to ejector A. Apparently, it does not go to ejector B.

An electron ejected by A in the direction of OA_3 moves along arc OSA'_3 , as shown in Fig. 4(c). It returns back to ejector A directly in about half a cycle.

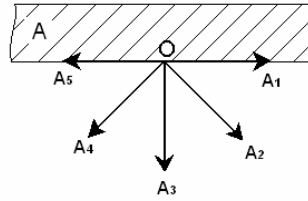


Fig.3 Electrons ejected by A at point O in five different directions.

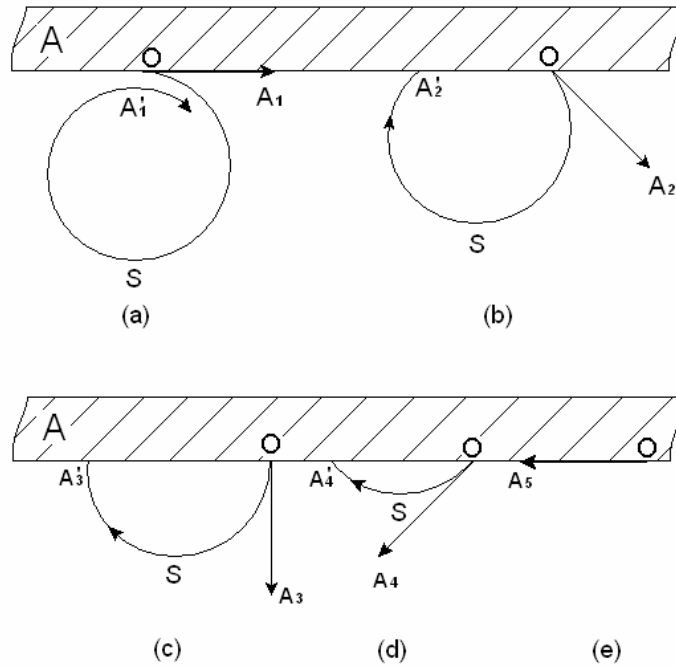


Fig.4 The individual traces of electrons ejected by A in the five different directions.

An electron ejected by A in the direction of OA_4 moves along arc OSA_4' , as shown in Fig. 4(d). It returns back to A very quickly.

An electron ejected by A in the direction of OA_5 cannot leave ejector A, as it is ejected leftward. It just stays within the ejector.

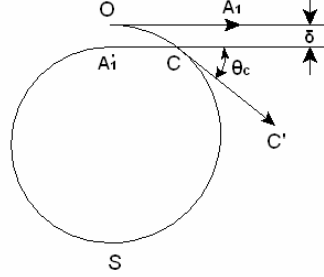


Fig.5 How many electrons ejected by A will leave A and go to B?
All the electrons whose ejection angle is smaller than θ_c will.

Now, an electron ejected in the direction of OA_1 can leave A and cycle toward B. Similarly, a part of the electrons ejected in directions close to OA_1 should also be able to leave A and cycle toward B. How many are these electrons?

In order to answer the question, let's draw from point A_1' in Fig. 4 (a) a straight line $A_1'C$ parallel to OA_1 , crossing with the cycling trace OSA_1' at C, as shown in Fig. 5. Arrow CC' is the tangential line of the cycling trace at point C, and θ_c is the angle between this tangential line and the horizon. It is apparent that an electron ejected in the direction of CC' is critical to be able to leave ejector A and cycle toward B, since when it arrives the new top point A_1' in its first cycle, it is in the same altitude as its starting point C. It can just pass the top point A_1' and continues to cycle further.

Hence, an electron ejected in any direction between OA_1 and CC' , i.e., with an ejection angle between 0 and θ_c , does not return back to A. After reaching the new top point A_1' , it cycles continuously in the non-uniform magnetic field and drifts downward to B.

(In Fig. 2, we have shown two traces of such electrons, each starts from ejector A, cycles repeatedly to cross the space between A and B, and finally get absorbed by B.)

And on the other hand, any electron ejected in a direction between CC' and OA_5 , i.e., with an ejection angle between θ_c and 180° , such as the electrons ejected in the directions of OA_2 , OA_3 and OA_4 , which we have discussed above, returns back to ejector A along a trace less than a whole-cycle.

If we increase the gradient of the magnetic field, the distance between OA_1 and $A_1'C$ (i.e., δ) will increase, too. Then the critical ejection angle θ_c will increase, and more electrons leave A and move toward B, and fewer electrons ejected by A return back to A directly.

In Fig.2, the ejecting surface of A is flat. If there are many appropriate small and parallel

dents or ditches on the surface, more electrons will leave ejector A when the tube works.

Now let us check up on the motions of electrons ejected by B, the bottom ejector. Fig. 6 shows five electrons ejected by B at a point O in five different directions.

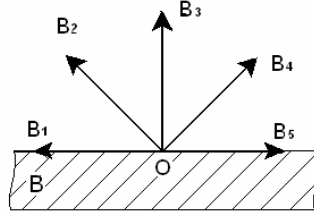


Fig. 6 Electrons ejected by B at a point O in five different directions.

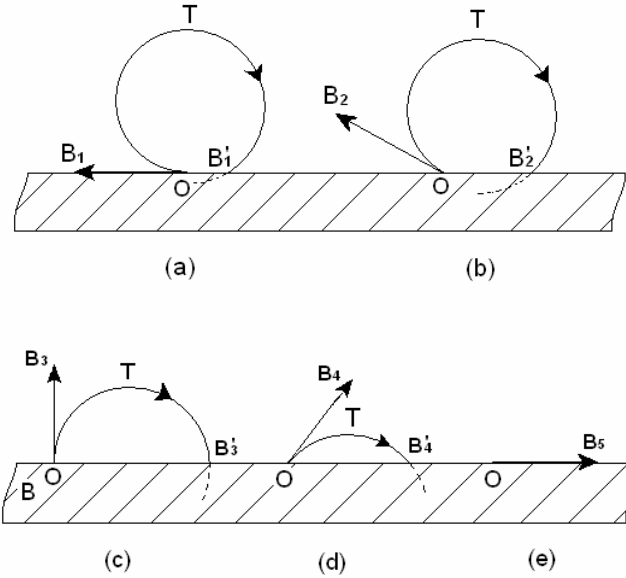


Fig. 7 The individual traces of electrons ejected by B in the five different directions. All the electrons ejected by B return back to B directly.

An electron ejected by ejector B in the direction of OB_1 (leftward) should move along a trace, arc OTB'_1 , as shown in Fig. 7 (a). It returns back to ejector B after a travel just a little less than a whole-cycle. Therefore, it cannot pass through the space between A and B to reach ejector A.

Electrons ejected by ejector B in the directions of OB_2 , OB_3 and OB_4 should move along arcs OTB'_2 , OTB'_3 and OTB'_4 , respectively, as shown in Fig. 7 (b), (c) and (d). All these electrons return back to ejector B directly along traces less than a whole-cycle.

An electron ejected by B in the direction of OB_5 would not leave ejector B, as its initial direction is rightward. It just stays within ejector B, as shown in Fig. 7(e).

In a word, all the electrons ejected out by B would return back to B directly in less than a

whole-cycle, no matter in what a direction they are ejected. None of the electrons ejected by B would cross the space between B and A to reach the top ejector A.

To sum up, part of the electrons ejected by ejector A can cycle and move downward to ejector B, but none of the electrons ejected by B can move upward to reach A. Thus, the non-uniform magnetic field between A and B provides a one-way channel for the thermal electrons. The authors hold that such a one-way channel is obviously another Maxwell's demon dealing with thermal electrons.

In this way, ejector A charges positively as it loses electrons, while ejector B charges negatively as it gets electrons. Such a charge distribution means an electric voltage between A and B; the electric potential energy of an electron at B is now higher than the one at A. The vacuum tube now becomes a power source. Connecting an appropriate load to the lead-out wires of A and B, the vacuum tube can provide a small but macroscopic electric power to the load continuously.

Where does the electric energy of the power source come from?

It is simple to answer the question. As an electron cycles and drifts downward from A to B, its electric potential energy increases cycle by cycle, and hence its thermal kinetic energy (and its speed) must decrease cycle by cycle. How much electric potential energy it gains equals exactly how much thermal kinetic energy it loses. So, here, the kinetic energy (or the speed) of the thermal electrons is obviously a non-static electric force, which results in the electric motive force of the power source. Of course, in transition from A to B, the "temperature" of the "electron gas" drops down, and this drop down then results in a slight drop down of the temperature of the whole vacuum tube (the heat capacity of the vacuum tube is much greater than the transiting "electron gas"). The drop down of the temperature of the vacuum tube can be compensated by the heat attracted by the vacuum tube from the ambient air in the laboratory. We may suppose that the air in the laboratory is at a stable room temperature.

In such a process, heat is attracted from a single reservoir (the ambient air) and converted totally into work without producing any other effect, in contradiction to Kelvin's statement of the second law. It shows again how ingenious and elegant Maxwell's 1871 hypothesis was!

Discussions

Some people may ask, electrons "vaporize" at A and then "condense" at B, resulting in A's cooling down and B's warming up. Will this be an obstruction to the experiment?

This is not an obstruction to the experiment.

The first reason is, the difference in temperature produced in this way is generally very slight, which would not really affect the above-mentioned processes.

Second, a more important reason is, from the viewpoint of thermodynamics, such a conversion from a uniform temperature to a temperature difference means a decrease in entropy. So, it means that things have become better, or we have got some advantage. If we think it is trivial to use such a tiny benefit or advantage, we may choose to abandon it. As is well known, it is very easy to abandon such a benefit or advantage: take a thermal relaxation, for example, a spontaneous process of heat radiation and conduction, the difference in temperature will disappear by itself in a short period.

Nevertheless, we may choose not to abandon the benefit or advantage as well. And, in so doing, we might meet some interesting phenomena.

First, let us short-circuit the external load (that means the current becomes greater.) Now, the electrons, after cycling and moving from A to B within the tube, go back from B to A immediately through the short circuit. Thus, relying on its own thermal motion, and with the help given gratis by the non-uniform magnetic field, the electrons flow ceaselessly in one direction in the closed circuit. Note that it is a macroscopic direct current, and it can maintain by itself forever, just like the thermal random motion of the molecules in a gas at an equilibrium state can maintain forever by itself!

Furthermore, as mentioned above, the electrons cycling in the circuit take away “evaporation heat” from ejector A, and give “condensation heat” to ejector B. The temperature of A drops down as it gives heat off, while the temperature of B rises up as it takes heat in. We will thus, without expenditure of work, raise the temperature of B and lower that of A.

A gratis conversion from a uniform temperature to a difference in temperature was exactly the excellent and bold hypothesis as well as a beautiful dream of James Clerk Maxwell, which he described in detail and longed for in his famous textbook *Theory of Heat* published in 1871.

The work function of Ag-O-Cs cathode today is about 0.7eV. Is it possible for mankind to get in future a cathode material with a work function of 0.3eV? Or even a cathode material with a work function of 0.1eV? If that is possible, then, with such new cathode material, and together with some other technologies (for example, large-scale integrating), it may be hopeful to put the two Maxwell’s demons (uniform magnetic field and non-uniform magnetic field) directly into practical uses, both in energy conversion (to get electric power) and in producing difference in temperature (for refrigeration, etc.)

REFERENCE

1. Xinyong Fu, *An Approach to Realize Maxwell's Hypothesis*,
Energy Conversion and Management Vol.22 pp1-3 (1982).
2. Xinyong Fu & Zitao Fu, *Realization of Maxwell's Hypothesis*
arxiv.org/physics/0311104 (2003)
3. James Clerk, Maxwell *Theory of Heat*, P.328, (1871)
4. W. Ehrenberg *Maxwell's Demon*, Scientific American, pp.103-110 (1967)
5. A. H. Sommer, *PHOTOEMISSIVE MATERIALS Preparation, Properties, and Uses*
John Wiley & Sons, Section 7.1, Chapter 10.